

YOUR INFORMATION

FIRST NAME

MIDDLE NAME

LAST NAME

ADDRESS

SPOUSE'S FIRST NAME

MIDDLE NAME

LAST NAME

CITY

STATE

ZIP

EMAIL ADDRESS

PHONE

NAME(S) AS YOU WOULD LIKE TO USE FOR RECOGNITION

☐ I WISH TO REMAIN ANONYMOUS

BUSINESS NAME (IF APPLIES)

GIFT DESIGNATION

Note: Review the seating charts on the back before filling out this section

Bears Basketball season package

- _____ x \$1,500 per seat all-inclusive*

includes Prime Overtime Club membership
(Rows 1–5 and loge/courtside seats)
- _____ x \$1,000 per seat all-inclusive*

(Rows 6–11)
- _____ x \$600 per seat all-inclusive*

(Rows 12–15)
- _____ x \$500 per seat all-inclusive*

(Sections A, N, J)
- _____ x \$300 per seat**

(Sections E, O, P)
- _____ x \$150 per seat**

(Upperbowl sections)

Lady Bears Basketball season package

- _____ x \$500 per seat all-inclusive*

(loge/courtside seats)
- _____ x \$450 per seat all-inclusive*

(Sections B, C, L)
- _____ x \$150 per seat**

(Sections A, D, E, J, K, M, N, O, P)
- _____ x \$110 per seat**

(Bleachers F, G, H, I)

Bears Football season package

- _____ x \$235 per seat all-inclusive*

(Chairbacks sections FF, GG)
- _____ x \$210 per seat all-inclusive*

(Chairbacks sections EE, HH)
- _____ x \$185 per seat all-inclusive*

(Chairbacks sections DD, JJ)
- _____ x \$100 per seat**

(Bleacher-back sections DDD–LLL)
- _____ x \$60 per seat**

(All other bleacher sections)
- _____ x \$50 season parking pass for non-inclusive tickets

(Lots #18, 19, 22, 24)

Additional gift designation

- ☐ Women's sports
- ☐ Men's sports
- ☐ Men's and women's sports
- ☐ Specific sport(s): _____

subtotal 1

\$

+

subtotal 2

\$

+

subtotal 3

\$

+

subtotal 4

\$

* All-inclusive basketball and football tickets include ticket, Bears Fund contribution and parking.

** Non-inclusive basketball and football tickets do not count toward Bears Fund contribution.

Prime Overtime Club – Bears Basketball

_____ x \$100 per member *(Club membership is optional. You must be a season-ticket holder to be a member.)*

\$

Prime Overtime Club – Lady Bears Basketball

_____ x \$50 per member *(Club membership is optional. You must be a season-ticket holder to be a member.)*

\$

ABOVE AND BEYOND CLUB

If you give an additional donation of \$50 or more to the Above and Beyond Club, you will become a member. You must be a current Bears Fund member in order to qualify. For details and benefits of the program, call *The Bears Fund*.

TOTAL AMOUNT DUE:

\$

Exclusive faculty and staff matching program: For every dollar you donate, *The Bears Fund* will recognize and provide benefits at double that level.

☐ I am faculty

☐ I am staff

FOR OFFICE USE ONLY

Bears Fund giving level

\$

| BEARS FUND GIVING LEVELS | | PARKING | | |
|--------------------------|--------------------|---------|------------|------------------------|
| | | BEARS | LADY BEARS | FOOTBALL |
| \$20,000+ | ADS Circle | J | J | LOTS 18 19 22 24 |
| \$10,000 – \$19,999 | Hall of Fame | J | J | |
| \$4,000 – \$9,999 | All-American Club | Q | J | |
| \$2,000 – \$3,999 | Champions Club | Q | J | |
| \$1,000 – \$1,999 | Diamond Bears Club | Q | Q | |
| \$600 – \$999 | Gold Bears Club | H | Q | |
| \$300 – \$599 | Silver Bears Club | H | H | |
| \$150 – \$299 | Bruin Club | | | |
| \$50 – \$149 | Cub Club | | | |

METHOD OF PAYMENT

I understand my pledge is due in full by Dec. 1, 2022.

Cash/Check Payment

- ☐ I am enclosing \$_____
- ☐ Please remind me monthly
(equal installments of pledge balance)
- ☐ Please remind me in _____ for balance.
(choose a month)

Checks should be made payable to:
Missouri State University Foundation, The Bears Fund

Credit Card Payment

Please charge \$_____ to my:

☐ Visa

☐ MasterCard

☐ Discover

☐ American Express

☐ now

☐ monthly (1st or 15th)

☐ in _____
(choose a month)

CARD NUMBER

EXP. DATE

VIN#

PRINT NAME AS SHOWN ON CARD

SIGNATURE

INTERESTED IN
ELECTRONIC FUND
TRANSFER? CALL US!
417-836-4143

Payment explanation:

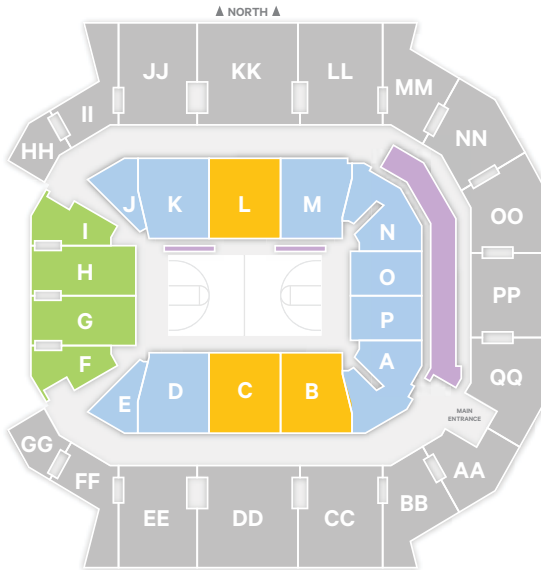
SEATING CHARTS

BEARS BASKETBALL SEASON PACKAGE



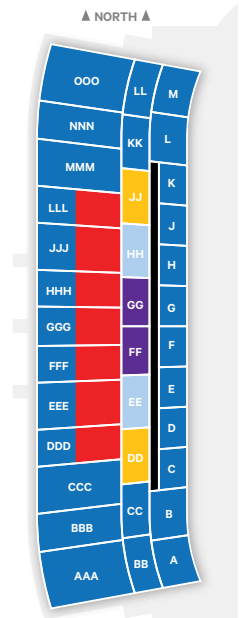
- Rows 1 – 5 and loge/courtside: \$1,500 per seat all-inclusive*
- Rows 6 – 11: \$1,000 per seat all-inclusive*
- Rows 12 – 15: \$600 per seat all-inclusive*
- Sections A, N, J: \$500 per seat all-inclusive*
- Sections E, O, P: \$300 per seat**
- Upperbowl sections: \$150 per seat**

LADY BEARS BASKETBALL SEASON PACKAGE



- Loge/courtside: \$500 per seat all-inclusive*
- Sections B, C, L: \$450 per seat all-inclusive*
- Sections A, D, E, J, K, M, N, O, P: \$150 per seat**
- Bleachers F, G, H, I: \$110 per seat**

BEARS FOOTBALL SEASON PACKAGE

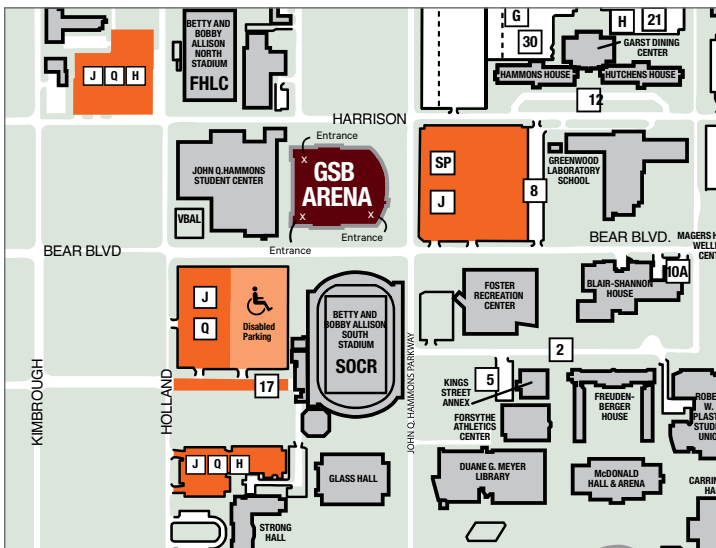


- Chairbacks GG, FF: \$235 per seat all-inclusive*
- Chairbacks EE, HH: \$210 per seat all-inclusive*
- Chairbacks DD, JJ: \$185 per seat all-inclusive*
- Bleacher-back DDD–LLL: \$100 per seat**
- All other bleacher sections: \$60 per seat**

* All-inclusive basketball and football season package includes ticket, Bears Fund contribution and parking.

** Non-inclusive basketball and football tickets do not count toward Bears Fund contribution.

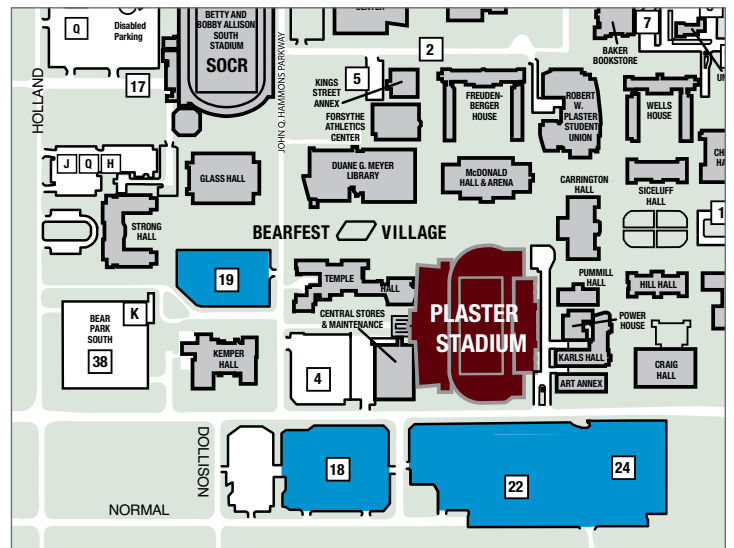
BASKETBALL PARKING



If your season package is all-inclusive, you can park in lots **J** or **Q** or **H** depending on your Bears Fund giving level. Refer to the chart on the front of this form.

If you are seated in a non-assessed area, please call *The Bears Fund* office for parking opportunities.

FOOTBALL PARKING



For non-inclusive football tickets, season parking pass in lots **18** **19** **22** **24** is \$50

ON BEHALF OF OUR STUDENT-ATHLETES, COACHES AND STAFF, **THANK YOU** FOR YOUR SUPPORT OF MISSOURI STATE ATHLETICS